



*the* **HPSO**  
*quarterly*  
SPRING 2014

A PUBLICATION  
OF THE HARDY  
PLANT SOCIETY  
OF OREGON



photo: Ferrante Garden open during  
Garden Conservancy Open Days Tour

## *spring 2014 table of contents*

Hortlandia .....	1
Share Your Gardening Passion with HPSO .....	2
Need Help Writing? .....	2
The HPSO Library .....	2
Noel Kingsbury Program and Workshop .....	3
Celebrate City Gardens: HPSO/Garden Conservancy Open Days Tour .....	4
New Member Profile: Richell Chiu-Yap .....	7
Member Garden Profile: Susan LaTourette's Intriguing Garden .....	8
Plant Pick: Falling For Rebecca .....	11
Welcome New Members .....	11
Grant Highlight: Morrison Child & Family Services Breakthrough Healing Garden .....	12
Growing Ornamental Plants from Seed .....	13
Why I Garden: Kym Pokorny .....	14
From Barbara Blossom: Editing My Garden .....	16
Upcoming Events .....	back cover



# Plant & Garden Art Sale



## Hortlandia

**April 12 & 13  
2014**

**Saturday & Sunday  
10am to 3pm  
Portland EXPO Center**

A Glass Act  
A Plethora of Primula  
Albe Rustic  
All Decked Out Glass Art  
American Primrose Society  
Arbutus Garden Arts  
Barking Hills Nursery  
Batty Bats  
Bird's English Garden & Nursery  
Blackwaters Metal  
Bloom River Gardens  
Blooming Junction  
Blue Trillium Designs  
Botanical Creations  
Brothers Peonies  
Carni Flora Pdx  
Cedarglen Floral Company  
Cistus Design Nursery  
Clayworks Northwest LLC  
Coella Glass  
Collector's Nursery  
Cowdawg Creations  
Dancing Oaks Nursery  
Deezines  
Dragonfly Rock  
Eastfork Nursery  
Echo Valley Natives  
Eclectic Gardens  
Edelweiss Perennials  
Egan Gardens  
Elegant Garden Design  
Elisabeth Cook Sullivan/  
Roberta Palmer  
Elk Mountain Cedar

Essence of Fire LLC  
Fancy Fronds  
Far Reaches Farm  
Fernhill Nursery  
Flat Creek Garden Center  
Freeborn Metal  
French Prairie Perennials  
Friends of Rogerson  
Clematis Collection  
Garden Acres Nursery  
Garden Art by James  
Garden Thyme Nursery  
Gibson Pottery  
Gossler Farms Nursery  
Greater Portland Iris Society  
Highland Heather  
Humble Roots Farm & Nursery  
Indio Metal Art  
Jockey Hill Nursery  
Joy Creek Nursery  
Keeping It Green Nursery  
Lauren Osmolski Artist Blacksmith  
Living Stones  
Madrugada Pottery  
Marriah House Studio  
Mary's Garden

Miller's Manor Gardens  
N & M Herb Nursery  
Naylor Creek Nursery  
Nowlens Bridge Perennials  
Oh-Growup  
Old House Dahlias  
Oregon Palm Nursery  
Our Little Farm & Nursery  
Out In The Garden Nursery  
Patchwork Farm  
Pearson Nursery  
Petal Heads  
Pleasant Valley Iron  
Porterhowse Farms  
Rare Plant Research  
Recycled Art for the Garden  
Red's Rhodies  
River Rock Nursery  
Robyn's Nest Nursery  
Sage Designs  
Scappoose Bay Watershed  
Native Plant Center

Sebright Gardens  
Secret Garden Growers, LLC  
Sedum Chicks  
Stacey Cole  
Terry Powers Recycled Metal Art  
The Desert Northwest  
The Garden Bucket  
The Lily Garden  
The Rustic Garden  
Thompson's Nursery  
Three Sisters  
Tide Creek Nursery  
Tin Man Garden Art  
Treasure Mosaics  
Van Hevelingen Herb Nursery  
Whispering Springs  
Wild Ginger Farm  
Windcliff Plants  
Wire Art by C&C  
Woodland Way  
Xera Plants

No strollers, wagons or pets. Assistance provided for shoppers with disabilities. Please call the HPSO office at 503-224-5728 to make arrangements.

We could still use some volunteers for the sale. Sign up online at [hardyplantsociety.org](http://hardyplantsociety.org).

## FREE ADMISSION

The parking fee is \$8.





## LETTER FROM THE EDITOR:

### Share Your Gardening Passion with HPSO

HPSO members, myself included, often cite the open gardens as one of the main benefits of membership because we have a chance to see different gardening styles, generate ideas, and mingle with friends.

I'd like to suggest to you that the *Quarterly* is an extension of that theme. With open gardens you bring yourself to their creations. With the *Quarterly* they bring their creations to you along with a wealth of knowledge they've gained throughout the years.

Every HPSO member has a tale, and I invite you to share yours. If you need assistance we have folks ready to help you develop ideas and prose.

Ready to share your gardening adventure? Let me know.

Whitney Rideout  
[whitney.rideout@skygardensdesign.com](mailto:whitney.rideout@skygardensdesign.com)

Cover photo and photo below taken in the Jane Platt Garden during an HPSO Garden School program in April 2012.



Volume 2, Number 2  
*the* **HPSO**  
*quarterly*  
A publication  
of the Hardy  
Plant Society of Oregon  
Whitney Rideout, Editor  
Linda Wisner, Designer

NOTE: The printed version of this publication is in black and white. To view the *Quarterly* in full color, visit our website.

828 NW 19th Avenue • Portland, OR 97209  
Office and library hours: Tues-Fri 12 to 5pm;  
Closed Saturday - Monday  
503.224.5718  
[www.hardyplantsociety.org](http://www.hardyplantsociety.org)

### Need Help With Your Writing?

Many of you have interesting stories to tell about your gardening adventures, and we want to publish them in the *Quarterly*. We need new voices and we want to hear from you!

If you can use a helping hand, Barbara Blossom would be delighted to meet with you for an hour to give you a jump start.

Please contact her by email at [BarbaraBlossom@hevanet.com](mailto:BarbaraBlossom@hevanet.com) for an appointment.



### HPSO in Search of a Treasurer

Sylvia Hoffman has been on the HPSO Board as treasurer for many years and now her final term will be up in the fall. The nominating committee is seeking a qualified candidate to fill the position. Familiarity with financial reports, statements and budgeting is important.

If you are interested or know of someone, please contact nominating committee chair Tom Fischer at [tfischer@timberpress.com](mailto:tfischer@timberpress.com).



## The HPSO Library

by Carol Gaynor, Library Committee Chair

The weather is still cool and showery, but signs of spring abound in our gardens. The excitement of a new gardening season is affecting all of us, I know. What a great time to read some of the HPSO library's wonderful horticultural books, plan new garden adventures, and give us confidence in our existing endeavors. New books are being added on an ongoing basis and our classics carefully shelved. Remember that the library at the HPSO office is open to all members Tuesday through Friday in the afternoons. Please take advantage of this important resource!






# Planting: A New Perspective with Noel Kingsbury

1:00pm, Sunday, May 18, 2014 (Doors open at noon.)

Noel Kingsbury, professional horticulturist, garden and planting designer, and writer from England, will give a talk based on his new book, *Planting: A New Perspective*. Author of numerous books, collaborator with Dutch and German garden experts, and lecturer at many venues, Noel brings with him a unique and valuable knowledge of plants and their worthiness.

The book, co-written with famed plantsman and designer Piet Oudolf, covers Oudolf's original planting plans and plant groupings to show how to create beautiful gardens that support biodiversity and nourish the human spirit. Noel's contribution is an understanding of plant ecology and plant performance which helps us to look at how plants behave in different situations and which species make good neighbors.

**The program will be held at PSU's Hoffmann Hall. Cost is \$20 for HPSO members and \$25 for nonmembers. Register in advance online.**



## A Rabbit's Eye View: Workshop at Joy Creek Nursery

Noel Kingsbury also offers a daylong workshop, "A Rabbit's Eye View: Reading the Plant for Garden Performance," at Joy Creek Nursery on May 10th, from 9am-3pm.

How long will plants survive? Will they spread? How will my new border look in five years time? The workshop encourages participants to observe garden and landscape plants, focusing on their growth throughout the year, looking at how they compete with each other, and how to assess prospects for longevity and suitability for a variety of garden locations. Designed for both gardeners and designers, the aim is to get people thinking about how plants are linked to their natural habitats and ecology and how this connects to the way we use them in our gardens. Participants use "the rabbit's eye view" for close observation of the growing habits and life cycles of garden plants. This increases our ability to be good gardeners and designers and expands our appreciation of the plants.

Registration for the workshop is through the Hardy Plant Society of Oregon. Cost for the daylong workshop is \$65 and includes snacks and beverages. Participants are encouraged to bring their lunch. Details sent after receipt of registration.

Quotation from *Planting: A New Perspective* listing on amazon.com:

*"No one does ecology-based plant harmonies better than these two, and it's just so sweepingly, stunningly beautiful."*

Valerie Easton, Pacific NW Magazine



# CELEBRATE CITY GARDENS

WITHIN THE CITY LIMITS: MINIMUM SPACE—MAXIMUM RESULTS



## HPSO/GARDEN CONSERVANCY OPEN DAY TOUR SATURDAY, JUNE 28, 2014 10AM TO 4PM

by Terry Wagner,  
Open Day Tour Committee



This year the Open Day Tour co-sponsored by the Hardy Plant Society of Oregon and The Garden Conservancy is scheduled for **Saturday, June 28th from 10am to 4pm**. The six private gardens on the tour are located in North and Northeast Portland. Your visit to these gardens supports our grants and scholarship programs.

The gardens are sited on city lots and their size is what many of the visitors will relate to with their own gardens. The tour this year is all about maximizing potential with minimal space. Visit these gardens and be excited about fulfilling all the possibilities of your own gardening space including inviting birds, bees, and other wildlife into your yard. While the tour is self-guided and you may begin at any of the locations, they are listed in logical sequence to start at either the first or the last garden listed.

The **Beeman House**, the lead garden in this year's tour, is located at 7240 N Fowler Avenue in the Mocks

Crest neighborhood one-half block from Willamette Boulevard. Kevin Dean and Jeff Chaidez are the garden hosts here on a double-deep city lot with two bee houses, a koi pond and several outdoor "rooms." They have taken advantage of editing to redecorate these rooms by emphasizing interesting foliage shape and colors. Visitors will relish visiting this garden with a striking color palette of bright chartreuse, purples, maroons and black and dramatic giant plants.

The **Ferrante Garden**, at 1825 N Jarrett Street, has been a labor of love of Jenn Ferrante for the past seven years. She has filled her garden with luscious plants and quirky garden art. She has featured areas of both sun and shade plants while focusing on bold colors. The angled deck in the back yard lets visitors enjoy their pause in the middle of all the plants. Contrasting with all that are gravel "hell strips" on two sides of her corner lot which are filled with plants that thrive with little water.



FLOWERS IN A CITY ARE LIKE  
LIPSTICK ON A WOMAN  
—IT JUST MAKES YOU  
LOOK BETTER TO HAVE  
A LITTLE COLOR.

~ Lady Bird Johnson



The **Manzanita Garden**, at 3121 N Arlington Place, is a seven-year collaboration of the hosts, Marina Wynton and Mike Pajunas. It is a certified Backyard Habitat that is designed to attract insects and birds and the parking strip is filled with pollinator plantings. There is also an eco-roof on the tool/garden shed and a special rain garden with an appealing artistic quality. They have incorporated native hedge rows, planting beds with mixed natives and non-natives, sculpture, vertical gardens and vegetable beds contained within curved steel installations. They have designed all of this, and more, on a smaller-than-average city lot.

The **Outdoor Living Room Garden**, at 2834 NE 25th Avenue, is the result of combining the efforts of a master gardener and an engineer. The garden hosts, Renee and Paul Giroux, began by removing all the plant material and then anchored the front with a crafted Cabinet Gorge Ledge stone wall, blue flagstone Piazza patio and a large custom trellis. This striking entrance frames the heat-tolerant plants and vines they added. In the south-side garden an espaliered 'Stella' fig tree is next to the peony and vegetable beds. Renee has a passion for peonies and clematis. The centerpiece of the intimate backyard space is a stained glass garden shed.

The **Melody Garden**, at 2570 NE 32nd Avenue, is a "garden geek" garden that Renee Melody enjoys sharing with other garden enthusiasts. She has created year-round interest with contouring, naturalistic plantings and rockwork. The adventure starts with a landscaped parking strip at the front



Manzanita Garden

sidewalk. Garden visitors are guided by stepping stone pathways and rockwork through plantings that screen, and frame, the front entrance and into the back yard. The backyard is framed by planting beds and accented with an intricate fish pond. This is the first time Renee's garden has been open for public touring.

*continues next page*



Outdoor Living Room Garden



Ferrante Garden


## Call for Volunteers Garden Conservancy June 28, 10am-4pm

If you would like to have free admission to each of the six private gardens on the HPSO/ Garden Conservancy Open Day Tour, VOLUNTEER! See the gardens for free before or after your volunteer shift. Help is needed at the admissions table and as garden monitors at each of the gardens on the tour. Shifts are from 9:30am to 1pm or 12:45 to 4:15pm. Please contact Liz Wiersema at 503.620.9188 or floraroost@aol.com to volunteer; get your preferred shift assignment by volunteering early. Your volunteer support is integral to the success of the tour which generates funds for HPSO grants and scholarship program and Garden Conservancy's mission to preserve American gardens for the public.



Outdoor Living Room garden






## PURCHASE OPEN DAY TOUR TICKETS AND SUPPORT THE HPSO GRANTS PROGRAM

Ticket booklets (6 tickets for \$25) are available in advance of the tour date on the HPSO website, or by contacting the office. They will also be available for sale at the gardens on the day of the event. Purchasing booklets is a \$5 savings over the individual ticket price and the tickets do not expire. Individual entrance at each garden on the day of the event is \$5, cash or check, or a ticket.

Your entrance fee supports the grants and scholarship programs at HPSO and the Garden Conservancy's mission to preserve American gardens for the public.



The **Urban Garden**, at 3222 NE 48th Avenue, is purposely designed to invite all who pass by to enter, sit, relax and enjoy its garden rooms and year-round outside living spaces. The designer-owner, Mason Brown, and her partner, Christina Bonda-Riva are also welcoming tour visitors for the first time. Visitors will appreciate the maximum potential shown by their garden's wandering walkways contrasted with intentionally tight planting blending elements of texture and color. The backyard has a colorful work shed and awnings, light strings for ambience and sitting areas of varied heights to change the visitor's perspective. This garden also invites birds to visit and visitors to enjoy them.





## HPSO NEW MEMBER PROFILE

# Richell Chiu-Yap

by Whitney Rideout



Meet one of our new HPSO members, Richell Chiu-Yap. Originally from the Philippines, Richell moved to Portland three years ago. She has been a member of HPSO less than a year, but in that short time she provided a connection to the PCC Landscape Club for the 2013 Fall Plant Sale and joined fellow student volunteers at that sale. She has also toured many open gardens around town. Inspired by the diverse flora and landscapes of the Pacific Northwest, Richell has a newfound energetic passion for gardening.

Richell's interest in plants began while she was working as an architecture associate for an interior design and architectural firm, EZRA Architects, in Singapore. She began visiting botanical gardens and taking nature tours, so her firm pronounced her their "landscape person." Something special happens when a person finds their path in life, and for Richell, this new path brought new joy, new knowledge, and new professional responsibilities. She threw herself into her new role and taught herself about plants and the principles of landscape design.

"Landscapes in Singapore are tropical, so my initial plant research and landscape training involved plants that provided a strong form to accentuate our firm's architectural style as well as wonderful flowers, but no fall color or dramatic seasonal changes. Oregon's native plants create wonderful seasonal possibilities."

Fast-forward to today. In the three years she has been in Portland, Richell is one class away from earning her associates degree in Landscape Design from PCC. She has established a landscape design practice, and she is working with a landscape contracting company. In her spare time she creates botanical illustrations and ceramic garden art. ([www.livingmosaicdesign.com](http://www.livingmosaicdesign.com)) .

"I view gardening as an artist. Plants are my palette and a way to create something beautiful, but unlike ceramics or drawing, the product is always changing. With gardening there are wonderful surprises around every corner."

Like her botanical creations, Richell is a member with many layers, passions and enthusiasms that continue to grow and evolve. If you see her at an event, take a moment to say hello and get to know our new member, Richell Chiu-Yap.





# Susan LaTourette's *Intriguing* Garden

by Barbara Blossom



Every time I visit Susan LaTourette's garden I feel so relaxed that I don't want to leave. What is it about her garden that draws me in so deeply? When I stop to think about it, I know it has something to do with the excellent plants she selects and how she combines them with each other. But it's more than that. Mysteriously, at the same time that the garden's beauty overall is exciting, the atmosphere is calm and tranquil.

I was so curious about how Susan made her own garden and how she designs for others that I asked if I could visit and talk with her about her process. On a cold winter day when the wind chill kept us indoors, we had a conversation about how she approaches making a garden.

Susan kindly fixed us coffee with half and half, and put out a plate of shortbread to warm us up on that blustery morning. We sat in the dining room looking out on the overcast garden filled with plenty of greenery, and an orange bowling ball placed at the front of a bed, for a warm winter accent.

In the distance a weeping sequoia made a green curtain in contrast to a much darker green 'Wissel's Saguaro' Lawson's cypress. She treasured 'Wissel's Saguaro' enough to dig deeply before planting and add plenty of gravel for the drainage it needs.

"Conifers have played a big part in my garden," Susan said. "I love *Cryptomeria japonica* 'Elegans' as a larger species, with beautiful four-season interest, and good for softening a house." She also enjoys *Cryptomeria* 'Black Dragon'.

For small gardens and for small spaces in any garden, and at the feet of large trees and shrubs, she likes dwarf conifers like *Chamaecyparis obtusa* 'Kosteri', with horizontal branching, which will take sun or shade.

"Also, *Cryptomeria* 'Tansu'—it's slow, small, interesting and quirky, adaptable to sun or shade," Susan said. Similarly adaptable, *Thujaopsis dolobrata* 'Nana' is globe shaped with horizontal branches and it doesn't need pruning. Both of these dwarf conifers provide a texture that both contrasts with and complements grasses and perennials.

Broadleaved evergreens are just as important to Susan. Some favorites include *Osmanthus rotundifolia*, *Choisya* 'Aztec Pearl', *Mahonia* 'Charity', and *Daphne* 'Mae Jima' and 'Eternal Fragrance.'

"Pick some shrubs that add light, with shiny leaves," she suggested. "A garden needs sixty



percent evergreens. If there are a lot of evergreens there already, add more deciduous material."

Our conversation about color solved some of the mystery of why Susan's garden is so relaxing.

"Color shouldn't be everywhere, only where you want your eye to rest," she said. "Repeat certain colors in different parts of the garden. You don't want a muddle."

For color she loves the cranesbills, especially *Geranium* 'Rozanne', with long-lasting blue-violet summer and fall flowers, and *Geranium* 'Anne Folkard' and 'Ann Thompson', for a surprising pop of fuchsia. "*Loropetalum* also brings in that fuchsia color—I'm all about leaf color," she said.

She also loves orange in a garden, especially *Geum* 'Totally Tangerine.' Where it's hot and sunny she likes *Sedum* 'Neon' and 'Brilliant' with plenty of color in summer, yet tough enough to stand up through winter. Hardy fuchsias too are favorites, especially 'Delta's Groom,' 'Chillerton Beauty', and 'Whiteknight's Amethyst.'

"They're some of the lower maintenance plants with all-summer bloom," she said.

Beyond the spring bulbs and the summer flowers, comes the surprise of fall color through deciduous trees and shrubs.

*Fothergilla*, *Hydrangea quercifolia* and *Acer palmatum* are at the top of her list.

"Japanese maples can even be in pots for years, and the fall colors are amazing," she enthused.



Color goes beyond flowers and foliage.

"Color in objects like pottery, furniture, even the color of bark for winter, will be there all year round," Susan said.

Her very first plant in this garden was a seedling of a dawn redwood that she brought with her from her first garden. Now, decades later, its amazing trunk with shaggy reddish-brown bark makes an architectural presence in every season.

Twenty years ago, the site of her now tranquil garden was a challenging slope, covered with blackberries and ivy, that

*continues next page*





## Susan LaTourette's Intriguing Garden *continued*



While subtle gradations of foliage color, size and texture keep this garden quiet, and arresting pops of color make it exciting, in the end, like poetry, it's hard to analyze what makes this garden so beautiful. And for Susan, there's always more polishing ahead.

"Three years ago the garden was doing its best," Susan said. "Now it's time to refresh it." She plans to take this year off from opening her garden to visitors, and concentrate on renewing it. I can't wait to see how she refines her lovely Eden even further.



dropped eight to ten feet from the east to the west, and sloped down towards the neighbors as well.

"But ultimately the topography made it more interesting," she said. "That worked out to my advantage." Now several sitting spaces, including a deck, a summer house on stilts, and comfortable chairs perched in pairs along a gradually descending path, take advantage of the changing views that result from a multi-level garden.

# Inviting Vines VII

*A tour of private clematis  
gardens in the Portland  
metropolitan region*

*Saturday, May 24, 2014  
10 am - 4 pm*

*A benefit for the Friends of the Rogerson Clematis Collection at Luscher Farm*





# plant pick

*Daphne odora* 'Rebecca'



## Falling For Rebecca

by Gail Austin

Large bright, shiny green leaves generously edged in bands of cream completely encircled every branch of her being, creating a well-formed, enchanting mound of color about ten inches high. Like a child on a treasure hunt, I plucked up the black nursery pot from the sales table. Tucked away inside was a little toddler of a shrub named *Daphne odora* 'Rebecca'. I was smitten.

Soon we were heading for her new "forever home" where her roots could stretch out, growing undisturbed in moist, well-drained soil. Dappled shade would protect her from intense summer sunlight. A sheltered site among more mature plantings would help her fend off Jack Frost's winter attacks.

Rebecca settled into her new home right away, doubling in size the first year. She bloomed right on schedule the following February, enveloping the garden with her unmistakable heavenly scent and brightening even the dreariest winter days with her colorful evergreen foliage.

After four years, she is three feet tall and wide and still as shapely as ever. She seems to be content sharing space with hellebores, ferns, hostas, and trilliums. Even on the coldest, windiest, wettest days of winter, Rebecca looks happy.....and I have fallen in love.



# welcome!

## TO THESE NEW MEMBERS

In reviving a popular feature of our former Newsletter, we give a "shout out" to those of you who recently joined our ranks. We hope HPSO offers you the same gardening inspiration, guidance, and camaraderie that has sustained so many of our longtime members, and we look forward to meeting you at programs, plant sales, and open gardens. The people listed below joined HPSO between January 1st and February 28, 2014.

Dzintra Alksnis  
George Austin  
Lynn Barkley  
Barbara R Barnes  
Kay Beatty  
Jen Bedell  
Kathryn Bell  
Robert Bennett  
Carolyn Bostwick  
Carolyn Bowden  
Diana Chernofsky  
Paul Chernofsky  
Connie Ching  
Gail Christensen  
Stacy Cole  
Toni Colvin  
Dennis Colvin  
Elisabeth Cook-Sullivan  
Margaret Cross  
Nancy Cutler  
Diane Dancer  
Susan Denman  
Eric Dingeldein  
Sara Dinsdale  
Bobbie Dolp  
David Dowell  
Wendy Dunder  
Shelly Durica Laiche  
Julia Fetzer  
Dee Goldman  
Ray Gray  
Vicki Green  
Lourdes Guernieri  
Nina Hawke  
Dick Hazel  
Cheryl Hazel  
Andy Hill  
Dan Hinkley  
Matthew Hubbard  
William Hughes  
Kathy Hughes  
Nancy Hulse  
Patty Hune  
Susan Hunt  
Robert Jones  
Felix Jones  
Ron Juve

Megan Kelly  
Sarah Kinsey  
Judith Kobbervig  
Dawn Kropp  
Kay Laing  
George Laing  
Jim Larson  
Maryann Leach  
Brian Lockhart  
Sarah Lowles  
Darla Lynn  
Chas McCoy  
Dave Mosher  
Janice Nelson  
Christine Olivera  
Linda Olsen  
Gordon Parks  
Kathleen Poland  
Karen Rake  
Howard Rectanus  
Nancy D Robinson  
Lisa Romary  
Audrey Schneider  
Christine Sharp Nutterfield  
Jan Shield  
Karen I. Sitton-Saxberg  
Phyllis Smith  
Jim Stocker  
Tammy Sutter  
Joan Tolby  
Michelle Vychodil  
Helena Wald  
John Walkky  
Tesan Warncke  
Mary Williamson  
Delores Wilson  
Martha Woodworth



# GRANT HIGHLIGHT

## Morrison Child & Family Services Breakthrough Healing Garden Project

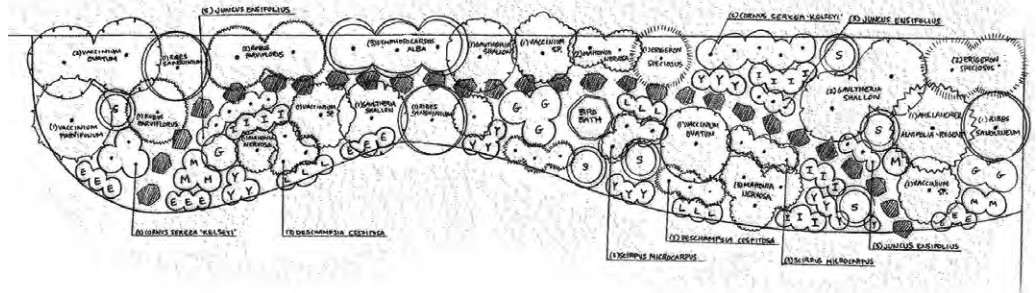
by the HPSO Grants Committee and Sarah Holloway

Morrison's Breakthrough Day Treatment program used HPSO grant funds to establish a Healing Garden as a therapeutic, educational, and vocational resource for youth in the program. Breakthrough's teen clients receive mental health services as well as substance abuse treatment in order to recover from past trauma and adversity. The program fosters an environment of positive change and self-management.

HPSO grant monies were earmarked for the construction of a large perennial bed of native plants intended to visually delineate the entrance to the Healing Garden space. Landscape designer Hannah Nickerson of Rain City Gardens created the plan that could be implemented with client and volunteer labor. This was not an easy task because it involved teaching 30 teens recovering from trauma and substance abuse about gardening, nature, and environmental stewardship. The task, while difficult, proved a great way to teach respect for property, and more importantly, pride in something created from the ground up.

The youth working on this project developed a greater sense of self-efficacy and personal responsibility through preparing the garden space. They learned about soil, compost, and planting techniques. They enjoyed the physical labor of digging and delivering load after load of compost. They practiced problem-solving and teamwork skills as they worked collaboratively to prepare the garden space, plant, cultivate, and water plants. And this sense of camaraderie and cooperation continued back in the classroom once the gardening work was complete.

The garden and its healing intent was a success. Several of the teens requested regular opportunities to engage in gardening tasks and suggested that these activities be worked into the regular substance abuse treatment curriculum. The project inspired hope and a sense of pride and accomplishment through gardening activities. Traumatized youth learned that change, growth, and healing are possible with enough patience and care. HPSO grant funds helped make a difference in their lives and will continue to offer support for future clients.





# GROWING ORNAMENTAL PLANTS FROM SEED

## An Introduction

by Jan Jeddelloh

All gardeners have their specialties. Some create beautiful, artistic gardens, while others fill their gardens with quirky garden art or explore a particular genus in depth. My focus as a gardener is that I grow plants from seed...lots of plants. My "seedy" garden includes flowers, bulbs, shrubs and even trees I've grown this way. Growing from seed generally isn't rocket science and it's a great way to acquire unusual plants economically.

My seed sowing year kicks off in January when seeds I have ordered from the exchanges and specialty houses arrive. One of my favorite sources is the seed exchange of the North American Rock Garden Society. Besides alpine plants their list includes bulbs, garden perennials, shrubs and even some trees. The good news for non-rock gardeners is that the non-alpine seeds usually don't sell out quickly. Of course, as a compulsive seed-a-holic I get them from friends' gardens and store racks, too. Any seed source is fair game. Gotta keep the addiction fed.

Winter is a good time to sow seeds of many hardy plants because they need, or at least tolerate, a cold period before they'll germinate. My husband prefers that I not fill the refrigerator with little pots, so winter sowing outdoors and in the greenhouse it is. While a greenhouse is a wonderful addition for us compulsive propagators a little ingenuity can take you a long way. Try to take care to provide a bit of cover so the poor things don't drown in our (usually) wet winters. Seed pots of hardy plants can over-winter under the eaves, under your house, in a storage shed, covered with cut-off milk jugs, or in your garage. Think creatively and you can probably find a cool, sheltered place to grow some seedlings.

Before I sow unfamiliar seed I spend some time researching germination requirements. Google is your best friend for this task. If you don't find any useful information googling "Gorgeous planticus seed germination" try just googling the name of the plant you are sowing. At the very least you'll find out where the plant grows, and under what conditions, which should also give you clues as to its germination requirements.

My soil mix is 1/3 Black Gold potting mix, 1/3 pumice and 1/3 #3 poultry grit. For plants that need especially good drainage I throw in more pumice and more grit. I've killed many a seedling by the kindness of overwatering so more drainage is always good. Pot choice is important for drainage. You can't have too many holes in your pot and taller is usually better than shorter. Four-inch pots are my first choice, but you can certainly use any container as long as it has good drainage.

English garden books love to tell you to sterilize your pots, your soil, and, if it were possible, they'd probably tell you to sterilize your entire yard. I don't bother if the pot is going outside. My cleanliness regimen is to remove any slugs and knock the old soil out of the pots. The minute the pot goes outside it will be bombarded with bacteria and fungi anyway, so why bother. However, I do make an exception for seeds I germinate inside with a heat mat and plastic cover. For these seeds I give the pots a quick wash and use commercial seed starting mix. The extra heat and humidity can cause microscopic nasties to go wild and result in a quick fungal death. So for indoor sowing of vegetables and heat-loving annuals I make an effort at reasonable, but not fanatical, cleanliness.

I fill the pot to within about 1/2" of the top with the appropriate medium and gently tamp it down. Then I sow the seed and cover it with a layer of grit, the thickness varying based on the size of the seed. Generally it's better to cover with less grit, or soil, than more. Unless the seed is really big, like peony, a grit covering is usually sufficient. However, tiny seed, like campanula, doesn't need to be covered at all. Most small seeds need some light to germinate anyway, so unless you have some really fine grit around, like aquarium gravel, it is best not to cover it.

Label your pot immediately. Trust me, you won't remember what it contains later. I like Deco Writers (available at art stores) because the writing lasts for years. Pencil is quite permanent too, but it's not as visible. Just make sure to label your pot permanently somehow. The sowing date is useful information because some seeds can also take unusually long to germinate.

*continues on page 15*





# WHY I GARDEN

by Kym Pokorny

I fell in love with the house on the corner, the one with no plants at all. As an avid gardener, I coveted the bare ground and the full sun. I could finally plant the 'Cecile Brunner' rose my grandmother had loved. Every spring when the pink, sweetheart blooms opened, I thought of her. I remembered the weeping willow in her backyard that my brother and I hung from and the birch tree that dropped catkins I mixed into mud pies.

On both sides of my family, gardening is a big deal. My paternal grandfather pattered with orchids and African violets in the misty greenhouse at the bottom of a terraced backyard. On the veranda, lush fuchsia baskets hung just out of reach. I wanted so badly to burst those fat buds between my pudgy little fingers.

It was my parents, though, who ensured my love of plants. In the early '60s, my dad bought land in northern California amidst gorgeous old valley oaks, wheat fields and almond orchards. He built a greenhouse, strung shade cloth over a frame and began the wholesale nursery he still runs at 83. That business framed my life. I had five brothers and a sister. From an early age, we worked weeding, watering, loading trucks – whatever needed to be done. You'd think all that labor would have had the opposite effect and turned



me against plants. But I loved the moist, earthy fragrance in the greenhouses and the long, straight rows of gallon cans stretching down the fields.

By the time I went off to college, the nursery had grown to 65 acres and almost 100 employees. On vacations, I'd walk down the graveled but still squishy aisles in the houseplant greenhouses, grabbing begonias, coleus, Boston ferns, philodendrons and anything else I could stuff into my light blue VW bug to drive back to my tiny apartment. That's when it happened.

I fell deeply, madly, greedily in love with plants. Years later, when I found the house on the corner in the Overlook neighborhood of Portland, my obsession got free rein. My first home. My first real garden. Time to grow my own story.

So I began, and I discovered that digging in the soil washed my troubles away. I once wrote a story about a woman who was fighting breast cancer with calmness and humor fed by her newfound love of gardening. She planted her bra with pansies and called the peace she found "magic." That magic hits every gardener in some way, be it the simple satisfaction of clearing a bed of weeds or the excitement of being the first of your friends to score a rare plant.

*I left behind the rock garden, left, and fuchsia bed, above, but my Ginkgo biloba 'Majestic Butterfly' moved with me to my new place.*







My new garden

I felt the magic every time I dug out a new bed. Garden design wasn't in my wheelhouse in 1990. Instead, I'd gather my purchases, stand back, walk around and slowly puzzle out my garden. Mistakes were not uncommon. I don't remember those, though. I remember the little miracles like the manzanita that curved and knotted itself down a slope or the totally accidental brilliance (at least to me) of my tiny rock garden.

Three and a half years ago, it became obvious that I needed to downsize. At first, I would lie in bed at night and go through the garden plant by plant in my mind's eye. "I must take the yellow hellebore," I'd think. "Oh, and the new 'Orange Rocket' *Berberis*. And I can't forget my favorite grass, *Panicum* 'Cheyenne Sky'." When sleep came, I'd still be making a mental list.

Gradually, I let go. A hundred "must-take" plants became 90, then 85. In the end, I took only 26 plants with me. I couldn't say goodbye to the weeping larch that lived in a pot in my back courtyard for 20 years or the unusual variegated ginkgo called 'Majestic Butterfly'. But I had to leave the 'Cecile Brunner', which loomed large in my life and my garden, eventually growing up to my second-story window. In spring, everyone wanted to know what was the rose at the house on the corner? I would tell them about my grandmother. In return, they'd share a story.

Twenty-one years after finding my house on the corner, I started anew. Just like the first, there were no plants at all when I bought my new home. The lot is sunny, flat, and full of potential. All the designers I've gotten to know over the years influenced me more than I realized. This time, I thought ahead. The bones are clean and somewhat contemporary; I actually measured from fence to fence before digging the path and planted the trees in a square. I know where the shed will go, the place and measurements of my future arbor and patio. The bamboo hedge is in; I've even planted boxwood.

Some of the grass will stay, but much of it is not-so-slowly giving way to the plants I love. Of course, a lot of those I left behind three years ago have reappeared or soon will. The manzanita is back, as is 'Cheyenne Sky', 'Orange Rocket' and the yellow hellebore.

So, I've written the first chapter of my new story. I'm excited about those to come. Over the years as a gardener and writer, I've heard hundreds of reasons why people garden. There are many ways to say it, but it all comes down to one thing: It makes us feel good.



## Growing from Seed—

*continued from page 13*

For instance, *Trillium* seeds are notorious for taking years. How long I keep my pots depends on what I know about the seed's probable germination time and my patience level. I "recycle" the soil in my seed pots and use it for potting up plants. This saves money and sometimes pleasant surprises pop up years later.

Many perennials, although certainly not all, should germinate within a month or so. If you've done your research you will have some idea when you might see shoots. At that point, once they have germinated, your little seedlings are like babies and they need some tender, loving care. Protect your seed pots from pounding rain and voracious slugs. Plastic sheets, old cake covers, eaves, and a cold frame all provide protection from rain. Unfortunately, I have no magic bullet for the slugs. I curse them, bait them, cut them, copper-wrap pots and still lose plants to slugs. Welcome to gardening in the Northwest.

Unfortunately, not all your pots will germinate and it's usually not your fault. EVERY seed sower has seed that just doesn't come up for some reason; don't let anyone con you on this. Some seed is Dead On Arrival, some seed has very specialized germination requirements and sometimes you just screw up and forget to water the pot (life happens). If for any of these reasons your seeds fail to germinate it can be depressing to keep those white tombstone tags around, so pitch them and move on. Your morale will be far better if you can go out and look at your successes rather than your failures. Besides, it's only seed, there is lots more in the world and experience will bring greater success with unusual or difficult varieties.

Join me in taking advantage of winter's quiet gardening season and start some plants from seed. You'll have the enjoyment of learning a new skill and your visitors will be so impressed at your next open garden when you tell them, "Oh, I grew that trillium from seed. Let me tell you how I did it." I can testify that once you succeed in taking a plant from a tiny seed to a blooming beauty you may find yourself with a compelling new hobby. For me, seed sowing brings not only the excitement of success, but also a deep, satisfying sense of accomplishment. I hope it will do the same for you.





## EDITING MY GARDEN

Like a cluttered closet, my overplanted garden was driving me crazy. Nearly thirty years ago, I couldn't wait for the borders and island beds to fill in. Now the beds were overflowing, actually cramped and crowded with too many plants.

All would be well in paradise if only plants grew at the same rate and multiplied reasonably. Who knew that lady's mantle, which I'd loved for lobed leaves that collect the morning dew and sprays of chartreuse flowers that are great in bouquets, would become a thug, seeding down from one end of the garden to the other? Or that *Pulmonaria* would dominate an entire island bed?

In the early years all this fruitful multiplying was welcome in my acre of wetland. I actually encouraged hellebores to spread by shoveling compost beneath their ripe seedpods, so they germinated right into a rich seed bed. I adored self-sowing annuals like *Verbena bonariensis*, with flowering stalks chock full of tiny purple flowers that passersby stopped to admire. I felt grateful for the Siberian iris, giant Florida grass (*Miscanthus giganteus*), Cape fuchsia (*Phygelius* hybrids), red twig dogwood, and false spiraea (*Sorbaria*) that expanded into hefty clumps.

But as the years flew by, these enthusiastic plants covered so much ground that there was little room left for new introductions. Imagine, an entire acre all filled up! When I looked around it hit me—I had way too many of the same plants.

Where would I find space for the new epimediums, dwarf conifers and hardy fuchsias that I wanted to grow? I could either move to a bigger garden, and work even harder, or come to my senses and edit ruthlessly. I would give away any plants I could pass along in good conscience, and send the rest to the yard debris can.

### WHAT COULD I LIVE WITHOUT?

I pictured the plants that no longer made me happy and made a list. That was the easy part. Then I heard a little voice whisper, "Who are you to kill perfectly innocent

plants?" A huge wave of guilt flooded me and I got stuck.

I pondered the question. Hmm. After some contemplation the answer popped up like one of those thought balloons hanging over the head of a character in the comics.

### "I AM THE BOSS OF MY OWN GARDEN!"

Guilt would have to go, right along with the undesirable plants. If I wanted to renew the garden, I'd have to destroy before I could create. I promised myself to stay strong and edit with a firm hand.

This process reminded me of an experience I'd had as a younger gardener. Visiting Great Dixter for the second time, I was shocked to see that Christopher Lloyd had dug up his entire rose garden and planted tropicals in its place.

Now, closer to the age he was when he made this radical change, I understood. Gardeners change and gardens change right along with them!

### OUT, OUT, OUT!

Raspberries went first. A well-intentioned friend had given me a few starts of 'Fall Gold,' and while I wasn't looking, they'd run swiftly throughout a long border, creeping beneath roses and galloping through penstemons and fuchsias. The fruit was tasty, but the prickly canes needed thinning and pruning every year. The ouch factor and continual managing put them at the top of my "Out" list. I could buy a few boxes of raspberries at the market and skip all that work. In their place I'd grow newer varieties of hydrangeas and ferns that would be much easier to care for.

More shrubs that ran relentlessly underground went next—I removed long stretches of red twig dogwood and *Sorbaria* in favor of new varieties of Pee Gee and oak leaf hydrangeas.

Days of labor followed: determined digging deep with mattock and spade and chopping off woody roots with long-handled loppers, until every shred of the undesirables was gone.

Perennials that bloomed for short periods of time were next on my hit list. I gave away masses of Siberian and Japanese irises to younger gardeners. Beautiful as they were, I could enjoy them in other folks' gardens. Now I'd have more room for hardy fuchsias and new varieties of toad lilies that intrigued me.

Next to go were daylilies in colors I didn't like any more—pale orange, murky lavender, fluorescent yellow. Roses repeatedly suffering from black spot and rust became history. I'd treasure the healthy ones that much more, especially 'Lovely Fairy', 'West-erland', 'Mutabilis', and 'Robin Hood'.

Hardest to edit were the trees. To me, the presence of trees with sturdy trunks and gracefully spreading branches make a garden feel more permanent. The birds that I so enjoy find shelter and build nests within their protective canopies.

Yet when blight attacked my purple filbert beyond all help, it was time to take it down. When the mulberry tree grew so tall, wide and craggy that it looked like it belonged beside a haunted house, I decided to cut it down. There were so many more suitable trees that I could grow in their place. The same fate met a golden curly willow that grew relentlessly tall despite yearly pruning. Fortunately I found a creative woodworker who salvaged the wood for a project, a saving grace.

Now that the guilt is gone, editing has become a sweet pleasure, a major aspect of gardening with joy. The garden can breathe again and so can I.








*Kym Pokorny's fuchsia bed*



*spring photos by Tom Barreto  
this row and back cover*







## UPCOMING EVENTS IN 2014

April 12 & 13  
10 am to 3 pm  
Hortlandia Plant Sale  
Portland Expo Center

April 26-May 7  
HPSO Overseas Tour  
An Andalusia Odyssey

May 7-May 19  
HPSO Overseas Tour  
Portugal in the Springtime

May 10, 9am to 3pm  
Special Workshop  
"A Rabbit's-eye View"  
with Noel Kingsbury  
Joy Creek Nursery

May 18, 1pm  
HPSO Spring Program  
"Planting: A New  
Perspective"  
with Noel Kingsbury  
PSU Hoffmann Hall  
1833 SW 11th Avenue

May 19-25  
HPSO Overseas Tour  
"Madeira: The Garden  
Island of the Atlantic"

June 20-22  
Study Weekend 2014  
Bellevue, Washington

June 28, 10am to 4pm  
HPSO/Garden  
Conservancy Open  
Days Tour

### PLUS OPEN GARDENS

April - October.  
HPSO members can visit  
other member's gardens  
from spring through fall.

### SAVE THE DATE:

HPSO Study Weekend  
June 26-28, 2015

The Hardy Plant Society of Oregon  
828 NW 19th Avenue  
Portland, OR 97209

[www.hardyplantsociety.org](http://www.hardyplantsociety.org)

*The Hardy Plant  
Society of Oregon is  
a 501(c)(3) non-profit  
organization whose  
purpose is educational  
and whose mission is to  
nurture the gardening  
community.*

**The Urban Garden, open  
during the HPSO/Garden  
Conservancy 2014 Open  
Days Tour;**

